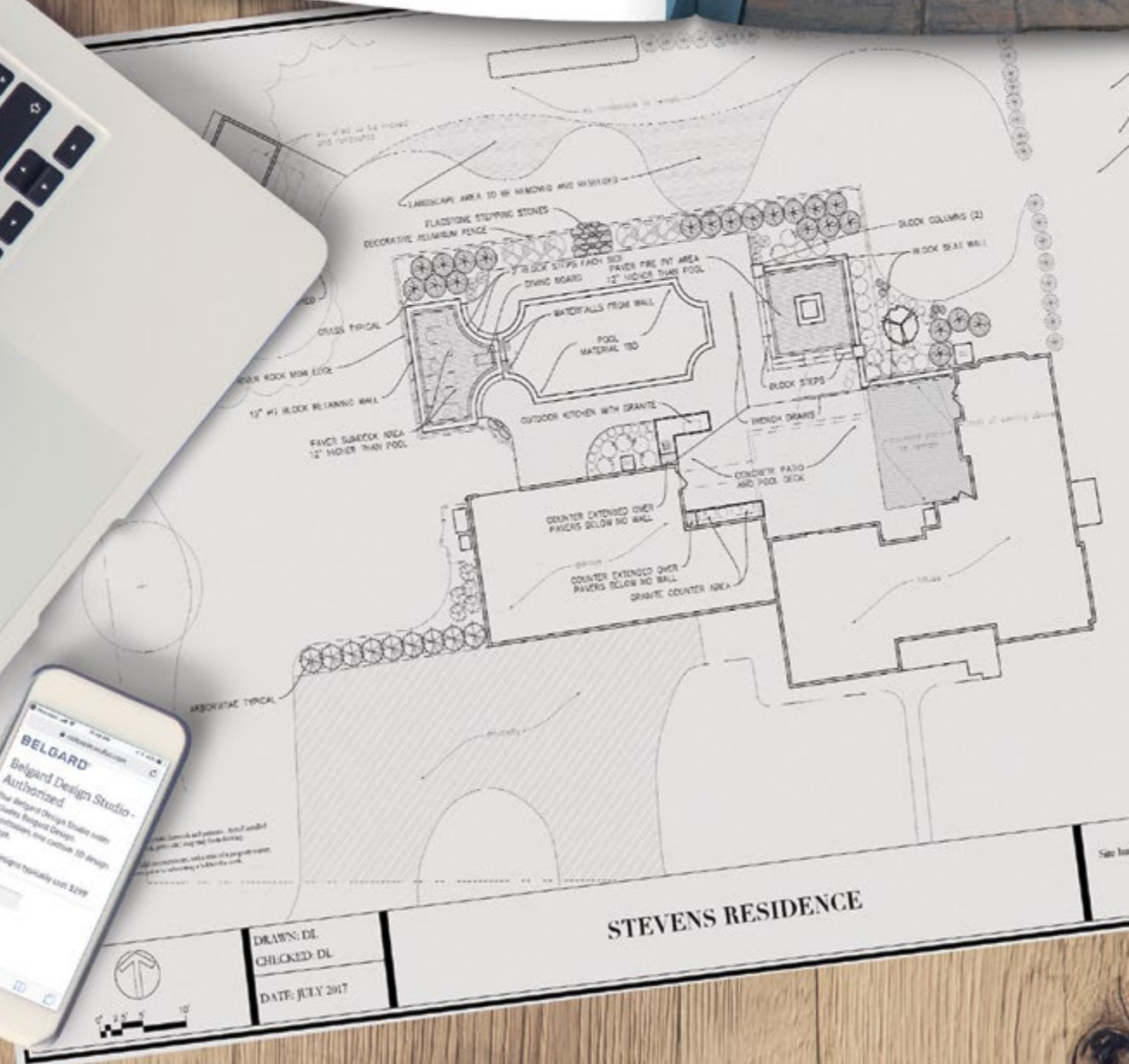




BELGARD  
PAVES THE WAY















**YOUR  
JOURNEY  
STARTS  
HERE**





# TABLE OF CONTENTS

	4	Style Guide: Timeless & Trending
	18	Inspiration
	38	Heritage Collection
	58	Natural Collection
	84	Metropolitan Collection
	94	Porcelain Collection
	100	Legacy Collection
	110	Environmental Collection
	114	For the Contractor
	126	Product Specifications


**NOTE:** Belgard® cannot guarantee printed color swatches will match actual product. All colors shown are approximate representations of the standard product. Actual colors may vary slightly due to batch variances and environmental conditions at time of photography. Actual sizes may vary by region. Please contact your local Belgard representative for accurate samples, availability and pricing.



 BRISTOL FIREPLACE,  
WOOD BOXES & HEARTH




LAFITT  
GRANA SLAB




88

102



CAMBRIDGE  
COBBLE

98




TURIN PORCELAIN PAVER

HOLLAND  
STONE




PICTURED: LAFITT® RUSTIC SLAB, HOLLAND STONE (BORDER),  
MODULE LINE SERIES® (RUG DETAILING) & ASHLAR TANDEM™ CUSTOM FIRE PIT





# TIMELESS & *TRENDING*



INSPIRED BY NATURE  
ROOMS WITHOUT ROOFS  
ACCENTS & ESSENTIALS

The outdoor living trend is here to stay.  
That's why Belgard® products are  
manufactured and designed to both define  
the trends and stand the test of time.  
You set the style.

WE'LL PAVE  
THE WAY



RANDOM EDGE SILHOUETTES  
ARE RETURNING TO FOCUS  
IN CONTEMPORARY WAYS.

PICTURED: MEGA-ARBEL® PATIO SLAB



# NATURAL CONNECTION. *CONTEMPORARY FOCUS.*



ENTANGLEMENT  
BETWEEN PAVERS  
AND NATURAL  
LANDSCAPES IS  
A GROWING  
DESIGN TREND.

PICTURED: TURFSTONE™



## ESCAPE TO THE ELEMENTS

Current nature-led trends are inspired by blending raw nature and earthen landscapes with the contemporary built environment. This evolution adds a more organic, rugged and imperfect aesthetic.

PICTURED: CUSTOM WESTON STONE™ FIRE PIT  
& MEGA-ARBEL® PATIO SLAB



# BACK *to* NATURE









DISPLAY YOUR VIEW.  
NO FRAME REQUIRED.

PICTURED: MEGA-ARBEL® PATIO SLAB,  
MEGA-BERGERAC®, UNIVERSAL CIRCLE &  
CASTLEMANOR® WALL



STAY INSPIRED.  
SEE MORE ROOMSCAPES  
@ PINTEREST.COM/BELGARD



# STYLISH ROOMSCAPES

## LIVE WITHOUT BOUNDARIES

Outdoor settings become rooms without roofs – no longer just dining areas on decks. Create outdoor social spaces to entertain, work, play and relax.

PICTURED: HOLLAND STONE



FINE DINING ONLY A FEW STEPS AWAY

PICTURED: WESTON STONE™ CUSTOM KITCHEN







With dozens of styles, colors, shapes and textures to choose from, Belgard® products help you create outdoor living spaces that become an outward expression of your personal sense of style.

STYLE MADE SIMPLE

AVONDALE



APPALACHIAN



ARDENNES



HATTERAS



SLATE/RUSTIC



SCULPTED



COBBLED



DIMPLED



COLORS

OXFORD



PLANTATION



RIVERSTREET



SAVANNAH



SMOOTH/GRANA





# TEXTURES

## TRENDING & TIMELESS TIP

### GO *'GREIGE'*

The year's most sought after neutral isn't going out of style any time soon. Its beauty is in its versatility. The addition of gray to beige creates a richer hue that can work in a cool or warm color scheme, meaning your hardscapes will continue to coordinate with evolving styles.


# SCALE



STANDARD




DISTRESSED




TUMBLED

5" X 11<sup>13</sup>/<sub>16</sub>"  
MELVILLE™ PLANK



6" X 12"  
CATALINA®



5" X 15<sup>3</sup>/<sub>4</sub>"  
AGILINA™ PLANK



4" X 8"  
HOLLAND STONE

15<sup>5</sup>/<sub>8</sub>" X 20<sup>1</sup>/<sub>16</sub>"  
MEGA-ARBEL® PATIO SLAB



15<sup>5</sup>/<sub>8</sub>" X 23<sup>5</sup>/<sub>8</sub>"  
TURFSTONE®





Old World Paver™



PROVIDE  
VERTICAL  
INTEREST

PICTURED: ASHLAR TANDEM™  
COLUMN KIT, MODULINE SERIES®  
(BANDING), & ESPLANADE CAP



STAY INSPIRED.  
SEE MORE BORDER INSPIRATION  
@ PINTEREST.COM/BELGARD



DEFINE YOUR SPACE

Incorporating multiple styles is a great way to segment your outdoor living areas into rooms without roofs. Adding a sleek border with a more natural stone, like in the image at right, creates the cozy feeling of a hearth rug in front of the fireplace.

PICTURED: BORDEAUX FIREPLACE  
AND WOOD BOXES, LAFITT® PAVER,  
HOLLAND STONE (BORDER) &  
MEGA-ARBEL® PATIO SLAB (HEARTH RUG)



CREATE A  
WARM WELCOME

PICTURED: MEGA-BERGERAC

## BREAK FROM THE NORM

PICTURED: BELAIR WALL®  
2.0, LAFITT® RUSTIC  
SLAB & HOLLAND STONE  
(BORDERS & BANDING)



## MIX TEXTURES


From sleek contemporary to the look of cut slate, Belgard® offers a variety of textures to play with. Go for a monochrome look, like in the image at right, to maximize the tactile experience without overwhelming the eye.

PICTURED: LAFITT® GRANA,  
MEGA-ARBEL® PATIO SLAB (WALKWAY)  
& OLD WORLD PAVER™ (BORDER)



## ADD ACCENTS TO MAKE THE ORDINARY EXTRAORDINARY

PICTURED: MODULE LINE SERIES®



# BORDERS & BANDING



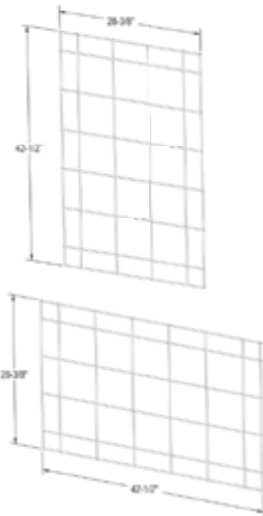



**BUILD COLUMNS IN A SNAP**

Tandem® Column Kit is an innovative, versatile system that can be used to create attractive, easy-to-install and durable columns. Great for use in residential and light commercial hardscape projects.

**WALL IT OFF WITH U START**

One of Belgard’s latest innovations, U Start Base Block® is a universal base course for landscaping walls that promotes cost savings and installation time efficiency.



**TANDEM® MODULAR GRID GIVES YOU ENDLESS POSSIBILITIES**

Construct virtually any design up to 7’ tall by simply attaching the grids to a wooden structure and connecting the veneers. Build an outdoor kitchen, skirt a deck, run electrical for lighting/sound, construct seat walls... the possibilities are endless.



# INSTALLATION INNOVATIONS

## PRODUCTS THAT MAKE INSTALLATION EASIER

Belgard® offers several products designed to make installation easier and more efficient. Why spend more time and money when you don't have to?

PICTURED: TANDEM COLUMN KIT





# FREESTANDING OR RETAINING

Knowing the difference between retaining and freestanding walls can have a positive impact on your project and lead to a more enjoyable outdoor space.

Freestanding walls allow you to divide your outdoor living space into different areas. They provide visual interest and can make even the largest yard feel more intimate. Freestanding walls easily incorporate with other features like fireplaces or outdoor kitchens to provide a cohesive look.

Retaining walls can have multiple purposes. Some help to increase usable space, whether that be a flower bed or added yard space, while other retaining walls help to prevent erosion. Either application is made possible by a wall system that holds back soil and properly manages drainage. Larger walls also utilize soil reinforcement for added strength and long-term stability.



PICTURED: BELAIR WALL 2.0



DIAMOND 9D



ASHLAR TANDEM & TANDEM COLUMN KIT

# ACCESSORIES

The divine is in the details. Belgard offers caps, columns and other accessories to complement any hardscape design. Mix textures to add a modern look to a rough-hewn wall-face. Include a cap in a complementing color to add visual interest. The possibilities are endless!

Consult a Belgard Certified contractor for information on all of our wall products and to receive project design assistance through Belgard Design Studio.



# HOW TO SHOP WALLS

## FACE-STYLES

Outdoor areas of any size or shape can be transformed with Belgard wall products. The shapes and textures of our wall systems blend with the environment to create attractive and functional landscape wall features.



CLASSIC

*CRISP, CLEAN LINES*



VINTAGE JOINT

*MULTI-PIECE LOOK WITH  
THE INSTALLATION SPEED OF  
A SINGLE-PIECE SYSTEM*



SCULPTED

*DISTINCTIVE LOOK OF  
HAND-WORKED STONE*



STONE

*VIRTUAL JOINTED  
VENEER WITH THE LOOK  
OF NATURAL STONE*



ANTIQUED

*CLASSIC LOOK  
OF DISTRESSED  
NATURAL STONE*



STONE CUT

*ROUNDED AND  
ROUGH-HEWN*







A photograph of a family of four relaxing on a stone patio next to a swimming pool. A man and a woman are sitting on a lounge chair, holding a young child. Another child is sitting on a separate lounge chair. The pool is in the foreground, and a house is visible in the background.

# INSPIRE

OUTDOOR OASIS  
DREAM DECK  
PERFECT PATIO

The primary goal in designing an outdoor living room is to create a space that invites you to spend time outdoors. Whether you enjoy entertaining large groups or prefer an intimate space for curling up with a good book, you bring life outside.

WE'LL PAVE  
THE WAY









# BUILD AN OASIS


## BEAUTY RELAXATION SERENITY

An inviting outdoor retreat provides a mix of beautiful flora, shady nooks and areas to relax or entertain. Take it a step further with hardscaped pathways or a water feature.

**OPPOSITE**  
ASHLAR TANDEM  
MEGA-LAFITT  
BRISTOL FIREPLACE

**TOP**  
TURIN PORCELAIN PAVER  
UNICO COPING

**BOTTOM**  
URBANA STONE  
MEGA-ARBEL PATIO SLAB (INLAY)  
CASTLEMANOR GRANA








**TOP**  
LAFITT RUSTIC SLAB  
LAFITT PAVER

**OPPOSITE**  
LAFITT GRANA SLAB  
EASTWOOD COPING











## FAMILY FRIENDS FUN

When you create an outdoor living room, you can be sure it will not only be filled with life, but with moments that last a lifetime. Whether hosting an impromptu dinner party, inviting the neighbors over, or just spending some quality time with your family, Belgard® is your source for beautiful outdoor designs.

**TOP**  
MEGA-LAFITT  
BELAIR WALL 2.0

**BOTTOM**  
LAFITT GRANA SLAB  
CASTLEMANOR GRANA

**OPPOSITE**  
LAFITT GRANA SLAB  
URBANA STONE

# TAKE LIFE OUTSIDE















**OPPOSITE**  
 WESTON STONE  
 CELTIK WALL (BANDING)  
 URBANA STONE

**ABOVE**  
 URBANA STONE  
 NOON PORCELAIN PAVER  
 CASTLEMANOR GRANA  
 MEGA-ARBEL PATIO SLAB (INLAY)









# IN

# SET IT STONE

TIMELESS  
STYLISH  
QUALITY

Belgard® products elevate your outdoor living space to new heights with colors and styles that are both trending and timeless. Manufactured to last, and backed by our limited lifetime guarantee, your outdoor retreat is made to last.

**OPPOSITE**  
LAMINA TANDEM

**TOP**  
LAFITT GRANA SLAB  
HOLLAND STONE (INLAY)  
ANGLIA EDGER


**BOTTOM**  
BELAIR WALL 2.0  
LANDINGS STEP







**TOP**  
LAFITT GRANA SLAB  
ASHLAR TANDEM  
**OPPOSITE**  
VERONA PORCELAIN PAVER











# GRILL SIZZLE SEAR

Whether you're looking to bake restaurant-worthy wood fired pizzas in your own brick oven or just throw some burgers on the grill, Belgard® helps you create an outdoor dining experience for the whole family to enjoy.

- TOP**  
MEGA-LAFITT  
WESTON STONE  
MEGA-STONE
- BOTTOM**  
WESTON STONE
- OPPOSITE**  
URBANA STONE  
MEGA-ARBEL PATIO SLAB  
BRISTOL BRICK OVEN  
CASTLEMANOR RUSTIC

# FIRE THE GRILL















**OPPOSITE**  
 URBANA STONE  
 CELTIK WALL  
 CAMBRIDGE COBBLE (BORDER)  
 EASTWOOD COPING (COUTNER TOP)

**TOP**  
 URBANA STONE  
 WESTON STONE  
 CELTIK WALL (BANDING)



# STYLE MADE SIMPLE

# *COLLECTIONS*

Introducing Collections by Belgard®,  
a simple, straightforward way to  
navigate our product offerings.  
Sorted by texture, each collection is a  
sampling of products that look great  
together no matter the application.

TRENDING & TIMELESS TIP

## SHOP *SMART*

Choose multiple elements  
from within a single collection  
for a more uniform look, or  
mix and match for a bold look  
that's uniquely you.



 **LEGACY**

Soft edges. Split face. Accent pieces.



 **ENVIRONMENTAL**

Permeable products.





## HERITAGE


Antiqued. Tumbled.

# 6



## NATURAL

Slate and worn stone. Sculpted.




## PORCELAIN

Porcelain Products

# UNIQUE LOOKS

*TO FIT ANY STYLE*



## METROPOLITAN

Smooth finish. Straight lines.





LEGEND







# HERITAGE

## *COLLECTION*

### PAVERS

**40**  
Belgian Cobble

**41**  
Dublin Cobble®

**42**  
Mega-Bergerac®

**43**  
Mega-Stone

**44**  
Old World Paver™ 

**45**  
Old York™ 

### WALLS

**46**  
Castlemanor® Grana

**48**  
Castlemanor® Rustic

**50**  
Celtik® Wall

**51**  
Celtik® Curb

**52**  
Weston Stone™

### FIRE FEATURES

**54**  
Weston Stone™  
Fire Pit Kit

**56**  
Brighton™ Series







THUNDERHEAD



DRIFTWOOD



TIME-WORN  
ORGANIC  
COBBLED

*Larger joints between pavers allow Belgian Cobble to be installed  
as a permeable paver option with proper base and joint material.  
Contact your Belgard® representative for more details.*



BELGIAN  
COBBLE®

MULTI-PIECE | 60MM



Variable x 2%





# DUBLIN COBBLE®



ARDENNES




AVONDALE



EDISTO




FOSSIL




HATTERAS



KIAWAH



SAVANNAH



POTOMAC



CLASSIC  
ANTIQUED  
ELEGANT

**3-PIECE | 60MM**



3 x 6 x 2 $\frac{3}{8}$



6 x 6 x 2 $\frac{3}{8}$



6 x 9 x 2 $\frac{3}{8}$

**SQUARE | 60MM**



6 x 6 x 2 $\frac{3}{8}$

**RECTANGLE | 60MM**



6 x 9 x 2 $\frac{3}{8}$





FOSSIL



ARDENNES



TIMELESS  
DIMPLED  
WEATHERED



# MEGA-BERGERAC®

3-PIECE | 80MM



4¾ x 9½ x 3⅞



9½ x 9½ x 3⅞



9½ x 14¼ x 3⅞





# MEGA-STONE™



ARDENNES



FOSSIL



MODULAR  
TEXTURED  
OVERSIZED

MEGA-STONE | 80MM



4¾ x 9½ x 3⅞





SMOKEY MOUNTAIN



RIVER STREET



BELGIAN STONE



COBBLED  
EUROPEAN  
TIME-WORN

*Larger joints between pavers allow Old World Paver to be installed as a permeable paver option.*



OLD  
WORLD  
PAVER™

3-PIECE | 80MM



5 x 7 $\frac{3}{4}$  x 3 $\frac{1}{8}$



5 x 10 $\frac{1}{4}$  x 3 $\frac{1}{8}$




5 x 12 $\frac{1}{4}$  x 3 $\frac{1}{8}$

*Larger joints between pavers allow Old World Paver to be installed as a permeable paver option with proper base and joint material. Contact your Belgard® representative for more details.*





# OLD YORK™



AVONDALE



GUILFORD



WEATHERED  
ELEGANT  
UNIQUE

**OLD YORK | 60MM**



3<sup>15</sup>/<sub>16</sub> x 7<sup>7</sup>/<sub>8</sub> x 2<sup>3</sup>/<sub>8</sub>

*Larger joints between pavers allow Old York to be installed as a permeable paver option with proper base and joint material. Contact your Belgard® representative for more details.*





# CASTLEMANOR<sup>®</sup>

GRANA



COLONIAL



OXFORD



PLANTATION



SMOOTH  
TUMBLED  
MODERN

WALL UNITS



6 x 6 / 4 x 10



6 x 12 / 10 x 10



6 x 16 / 14 x 10

PINS



6" L x 3/8" D  
approx. 3.5 pins per sqft

CAP



3 x 10 x 12











# CASTLEMANOR<sup>®</sup>

*RUSTIC*



COLONIAL



OXFORD



PLANTATION



FREESTANDING/RETAINING

MULTI-PIECE  
CHISELED  
VERSATILE

3-PIECE MODULAR



6 x 6 / 4 x 10



6 x 12 / 10 x 10



6 x 16 / 14 x 10

PINS



6" L x 3/8" D  
approx. 3.5 pins per sqft

CAP



3 x 10 x 12











SHEFFIELD



OXFORD



FREESTANDING/RETAINING

TEXTURED  
NATURAL  
EUROPEAN



CELTIK<sup>®</sup>  
WALL

FREESTANDING WALL | 90MM



3½ x 5½/3¼ x 9



3½ x 7¼/5½ x 9



3½ x 9¼/7½ x 9



3½ x 11½/9¾ x 9

RETAINING WALL | 90MM



3⅞ x 8⅞ x 6⅞



3⅞ x 8⅞ x 10⅞



3⅞ x 8⅞ x 13⅞



3⅞ x 8⅞ x 17⅞

CAP



3½ x 15¾ x 12

FREESTANDING WALL | 135MM



5⅞ x 8⅞ x 6⅞



5⅞ x 8⅞ x 10⅞



5⅞ x 8⅞ x 13⅞



5⅞ x 8⅞ x 17⅞

RETAINING WALL | 135MM



5¼ x 8⅞ x 6⅞



5¼ x 8⅞ x 10⅞



5¼ x 8⅞ x 13⅞



5¼ x 8⅞ x 17⅞

STEP RISER




3⅞ x 8 x 15¼





# CELTIK<sup>®</sup>

*CURB*



SHEFFIELD



TEXTURED  
NATURAL  
EUROPEAN

**SMALL**



3<sup>3</sup>/<sub>4</sub> x 7<sup>5</sup>/<sub>8</sub> x 3<sup>5</sup>/<sub>8</sub>

**MEDIUM**



3<sup>3</sup>/<sub>4</sub> x 9<sup>5</sup>/<sub>8</sub> x 3<sup>5</sup>/<sub>8</sub>

**LARGE**



3<sup>3</sup>/<sub>4</sub> x 10<sup>7</sup>/<sub>8</sub> x 3<sup>5</sup>/<sub>8</sub>





# WEST STONE™



COLONIAL



OXFORD



PLANTATION



FREESTANDING/RETAINING

MULTI-PIECE  
TUMBLED  
VERSATILE

3-PIECE MODULAR



4 x 8 / 5 x 8



4 x 12 / 9 x 8



4 x 16 / 13 x 8

UNIVERSAL



4 x 12 x 8











# WESTON STONE™ *FIRE PIT KIT*



COLONIAL



OXFORD



PLANTATION



CLEAN  
VERSATILE  
TUMBLED

ROUND FIRE PIT:

16" tall  
55" outside  
40" inside


CIRCLE KIT



4 x 8/5 x 8



4 x 12/9 x 8











# BRIGHTON™

## SERIES

GASCONY TAN  
BODY COLOR



ASHBURY HAZE  
ACCENT

COTSWOLD MIST  
BODY COLOR



BROOKSTONE SLATE  
ACCENT



TUMBLER  
RUSTIC  
COMPACT



**FIREPLACE**  
3'4"D x 4'4"W x 8'4"H



**FIREPLACE WOOD BOXES\***  
2'4"D x 2'8"W x 2'11"H per box

*\*Sold as a pair*

NOTE:

All of our fireplaces , brick ovens and fire pits come standard as wood-burning units. However, our fireplaces and fire pits can be retro-fitted for gas burning log sets and burners. Our brick ovens are wood-burning units only. Please contact us for more details at 877-235-4273. Be sure to check with your local municipality for any codes that may affect your installation.











LEGEND



PERMEABLE



# NATURAL

## *COLLECTION*



NEW

### PAVERS

**60**  
Agilina™ Plank

**62**  
Lafitt® Paver

**64**  
Lafitt® Rustic Slab

**66**  
Mega-Arbel®  
Patio Slab

**68**  
Mega-Lafitt™

**70**  
Urbana® Stone 

### WALLS

**72**  
Belair Wall® 2.0

**74**  
Ashlar Tandem™

**75**  
Lamina Tandem™

### COPING & CAPS

NEW **76**  
Coventina™

**77**  
Esplanade Cap

### EDGERS & STEPS

**78**  
Anglia Edger®

**79**  
Landings™ Step

### FIRE FEATURES

**80**  
Beaufort Fireplace

NEW **81**  
Bordeaux™ Series

**82**  
Bristol™ Series





**NEW**  
**AGILINA™**  
*PLANK*



RIVERSTREET



SAVANNAH



VERSATILE  
NATURAL  
CONTEMPORARY

3-PIECE | 5"



5 x 11<sup>13</sup>/<sub>16</sub> x 3<sup>1</sup>/<sub>8</sub>



5 x 15<sup>3</sup>/<sub>4</sub> x 3<sup>1</sup>/<sub>8</sub>



5 x 19<sup>11</sup>/<sub>16</sub> x 3<sup>1</sup>/<sub>8</sub>

3-PIECE | 7 1/2"



7<sup>1</sup>/<sub>2</sub> x 11<sup>13</sup>/<sub>16</sub> x 3<sup>1</sup>/<sub>8</sub>



7<sup>1</sup>/<sub>2</sub> x 15<sup>3</sup>/<sub>4</sub> x 3<sup>1</sup>/<sub>8</sub>



7<sup>1</sup>/<sub>2</sub> x 19<sup>11</sup>/<sub>16</sub> x 3<sup>1</sup>/<sub>8</sub>












# LAFITT<sup>®</sup>


PAVER



AVONDALE



HATTERAS



RIVERSTREET



SAVANNAH



FLAGSTONE  
MODERN  
MODULAR

3-PIECE | 60MM



3 1/2 x 7 x 2 3/8



7 x 7 x 2 3/8



10 1/2 x 7 x 2 3/8











# LAFITT<sup>®</sup>

## RUSTIC SLAB




BLUESTONE



HATTERAS



RIVER STREET



SAVANNAH




CUT SLATE  
LARGE-SCALE  
VERSATILE


3-PIECE | 50MM\*



7 3/8 x 14 7/8 x 2



14 7/8 x 14 7/8 x 2



22 5/16 x 14 7/8 x 2

*50mm products not recommended for  
driveway applications or other vehicular use.*












# MEGA-ARBEL<sup>®</sup>

*PATIO SLAB*



BELGIAN STONE



RIVER STREET



SMOKEY MOUNTAIN




FLAGSTONE  
ORGANIC  
HARMONIOUS

60MM\*



15<sup>3</sup>/<sub>8</sub> x 21 x 2<sup>3</sup>/<sub>8</sub>

*\*This product is not recommended for  
driveway applications or other vehicular use.*













# MEGA-LAFIT™



AVONDALE



HATTERAS



RIVERSTREET



SAVANNAH



FLAGSTONE  
LARGE-SCALE  
MODULAR

3-PIECE MODULAR | 80MM



5 1/4 x 10 1/2 x 3 1/8



10 1/2 x 10 1/2 x 3 1/8



15 3/4 x 10 1/2 x 3 1/8











# URBANA<sup>®</sup>


## STONE




CHISELED  
MODULAR  
VINTAGE



APPALACHIAN



SAVANNAH



BELGIAN STONE



SMOKEY MOUNTAIN



RIVER STREET

3-PIECE | 60MM



3 1/16 x 7 7/8 x 2 3/8



7 7/8 x 7 7/8 x 2 3/8



7 7/8 x 11 13/16 x 2 3/8

*Larger joints between pavers allow Urbana Stone to be installed as a permeable paver option with proper base and joint material. Contact your Belgard<sup>®</sup> representative for more details.*











# BELAIR WALL<sup>®</sup> 2.0



COTSWOLD MIST



FOSSIL



HARVEST BLEND



FREESTANDING/RETAINING

MULTI-PIECE  
CHISELED  
VERSATILE



**FREESTANDING**



6 x 6 x 5    6 x 10 x 5    6 x 16 x 5

**RETAINING**



6 x 6 x 8    6 x 10 x 8    6 x 16 x 8

**CORNER/  
COLUMN**



6 x 16 x 8

**CAP**



3 x 7/8 x 13 1/2

**CAP END**



3 x 8 x 13 1/2

**WALL END**



6 x 8 x 11

**U START  
BASE BLOCK<sup>®</sup>**



3 1/2 x 18 1/2 x 12  
*(Sold Separately)*












RIVER STREET



AVONDALE



FREESTANDING/RETAINING

NATURAL  
INNOVATIVE  
VERSATILE

INNOVATIVE  
INSTALLATION 

See page 14 for more  
information on how the  
Tandem® Wall System  
makes columns and other  
customizations easy.



# ASHLAR TANDEM™

UNIT 1



7 x 13<sup>3</sup>/<sub>16</sub> x 2<sup>5</sup>/<sub>8</sub>

UNIT 2



7 x 15<sup>1</sup>/<sub>16</sub> x 2<sup>5</sup>/<sub>8</sub>

UNIT 3



7 x 18<sup>7</sup>/<sub>16</sub> x 2<sup>5</sup>/<sub>8</sub>

8" CONNECTOR



CAP UNIT



3<sup>3</sup>/<sub>4</sub> x 24 x 15

U START BASE BLOCK®



18<sup>7</sup>/<sub>16</sub> x 12 x 3<sup>1</sup>/<sub>2</sub>





# LAMINA TANDEM™



AVONDALE




RIVER STREET



FREESTANDING/RETAINING

STACKED STONE  
INNOVATIVE  
VERSATILE

INNOVATIVE  
INSTALLATION   
See page 14 for more  
information on how the  
Tandem® Wall System  
makes columns and other  
customizations easy.

UNIT 1



7 x 15<sup>3</sup>/<sub>16</sub> x 2<sup>5</sup>/<sub>8</sub>

UNIT 2



7 x 18<sup>7</sup>/<sub>16</sub> x 2<sup>5</sup>/<sub>8</sub>

UNIT 3



7 x 21<sup>1</sup>/<sub>16</sub> x 2<sup>5</sup>/<sub>8</sub>

8" CONNECTOR



CAP UNIT



3<sup>1</sup>/<sub>4</sub> x 24 x 15

U START BASE BLOCK®



18<sup>7</sup>/<sub>16</sub> x 12 x 3<sup>1</sup>/<sub>2</sub>





DESERT



PEWTER



TRUFFLE



TEXTURED  
RICH COLOR  
SLATE



**NEW**  
**COVENTINA™**  
*STEP TREAD, COPING & CAP*

COVENTINA | 60MM



14 x 23½ x 2⅜





LIMESTONE



CHISELED  
ACCENT  
STONE

ESPLANADE CAP




25 x 25 x 2 3/8





COTSWOLD MIST



GASCONY TAN



CHISELED  
TAPERED  
ACCENT



# ANGLIA EDGER<sup>®</sup>

SMALL



5¼ x 8⅞ x 8

MEDIUM



5¼ x 10½ x 8

LARGE



5¼ x 15⅞ x 8

X-LARGE



5¼ x 18 x 8





# LANDINGS™


*STEP UNIT*



TAN



LINEN



CHARCOAL



QUARRIED  
GRAND  
ORGANIC

**STEP UNIT**



6 x 48 x 18





SHELBY  
BODY COLOR

MIDNIGHT  
ACCENT COLOR

MODULAR  
NATURAL  
CONTEMPORARY



# BEAUFORT SERIES

*\*Product image represents dimensions and shape not surface texture or product color.*

*\*\*Fireplace & Wood Boxes sold separately.*

NOTE:

All of our fireplaces, brick ovens and fire pits come standard as wood-burning units. However, our fireplaces and fire pits can be retro-fitted for gas burning log sets and burners. Our brick ovens are wood-burning units only. Please contact us for more details at 877-235-4273. Be sure to check with your local municipality for any codes that may affect your installation.

Grill island includes Napoleon Grill and Door Set. Grill is available in propane or natural gas. Must be specified when placing order.



**GRILL ISLAND**  
2'6"D x 5'11"W x 3'5"H



**EGG ISLAND\***  
2'6"D x 5'11"W x 3'5"H



**FIREPLACE & WOOD BOXES\*\***  
Fireplace: 2'7"D x 4'3"W x 7'8"H  
Wood Boxes\*\*: 2'1¼"D x 3'3"W x 3'1"H per box  
(Wood Boxes are sold as a pair)



**BRICK OVEN**  
3'6½"D x 4'5¼"W x 7'8"H






# BORDEAUX™ SERIES



SIENNA  
BODY COLOR



BUFF  
ACCENT OPTION



MIDNIGHT  
ACCENT OPTION

MODULAR  
TEXTURED  
ORGANIC



**GRILL ISLAND**  
2'6"D x 5'11"W x 3'5"H



**EGG ISLAND**  
2'6"D x 5'11"W x 3'5"H



**FIREPLACE WOOD BOXES**  
2'1¼"D x 3'3"W x 3'1"H per box  
*Sold as pair*



**FIREPLACE**  
2'7"D x 4'3"W x 7'8"H



**BRICK OVEN**  
3'6½"D x 4'5¼"W x 7'8"H

**NOTE:**  
All of our fireplaces, brick ovens and fire pits come standard as wood-burning units. However, our fireplaces and fire pits can be retro-fitted for gas burning log sets and burners. Our brick ovens are wood-burning units only. Please contact us for more details at 877-235-4273.  
Be sure to check with your local municipality for any codes that may affect your installation.

Grill island includes Napoleon Grill and Door Set. Grill is available in propane or natural gas. Must be specified when placing order.






# BRISTOL<sup>TM</sup>

## SERIES

GASCONY TAN  
*BODY COLOR*



ASHBURY HAZE  
*ACCENT*

COTSWOLD MIST  
*BODY COLOR*



BROOKSTONE SLATE  
*ACCENT*



TUMBLER  
RUSTIC  
INVITING



**GRILL ISLAND**  
3'D x 6'4"W x 4'4"H



**FIREPLACE WOOD BOXES**  
2'4"D x 3'W x 3'3"H per box




**FIREPLACE & HEARTH\***  
Fireplace: 3'D x 5'W x 9'3"H  
Hearth: 2'D x 5'W x 11"H



**BRICK OVEN**  
4'D x 4'W x 8'5"H

**NOTE:**  
All of our fireplaces , brick ovens and fire pits come standard as wood-burning units. However, our fireplaces and fire pits can be retro-fitted for gas burning log sets and burners. Our brick ovens are wood-burning units only. Please contact us for more details at 877-235-4273. Be sure to check with your local municipality for any codes that may affect your installation.

Grill island includes Napoleon Grill and Door Set. Grill is available in propane or natural gas. Must be specified when placing order.













# METROPOLITAN

## *COLLECTION*



### PAVERS

**86**

Catalina Grana®

**88**

Lafitt® Grana Slab

**90**

Melville™ Plank

**91**

Melville™ Curb

**92**

Moduline Series®






**NEW**

# CATALINA GRANA<sup>®</sup>



APPALACHIAN



SAVANNAH



MODERN  
LINEAR  
SMOOTH

3-PIECE | 60MM



6 x 12 x 2<sup>3</sup>/<sub>8</sub>



9 x 12 x 2<sup>3</sup>/<sub>8</sub>



12 x 12 x 2<sup>3</sup>/<sub>8</sub>












# LAFITT<sup>®</sup>


## GRANA SLAB



BLUESTONE



HATTERAS



RIVER STREET



SAVANNAH




SLEEK  
CONTEMPORARY  
LARGE-SCALE


3-PIECE | 50MM\*



7 3/8 x 14 7/8 x 2




14 7/8 x 14 7/8 x 2



22 5/16 x 14 7/8 x 2


*50mm products not recommended for  
driveway applications or other vehicular use.*











LINEN



GRAPHITE



SLEEK  
MODERN  
VERSATILE



**MELVILLE™**  
*PLANK*

3-PIECE | 5"



5 x 11<sup>13</sup>/<sub>16</sub> x 3<sup>1</sup>/<sub>8</sub>



5 x 15<sup>3</sup>/<sub>4</sub> x 3<sup>1</sup>/<sub>8</sub>



5 x 19<sup>1</sup>/<sub>16</sub> x 3<sup>1</sup>/<sub>8</sub>

3-PIECE | 7 1/2"



7<sup>1</sup>/<sub>2</sub> x 11<sup>13</sup>/<sub>16</sub> x 3<sup>1</sup>/<sub>8</sub>



7<sup>1</sup>/<sub>2</sub> x 15<sup>3</sup>/<sub>4</sub> x 3<sup>1</sup>/<sub>8</sub>



7<sup>1</sup>/<sub>2</sub> x 19<sup>1</sup>/<sub>16</sub> x 3<sup>1</sup>/<sub>8</sub>






# MELVILLE™

*CURB*



LINEN



GRAPHITE



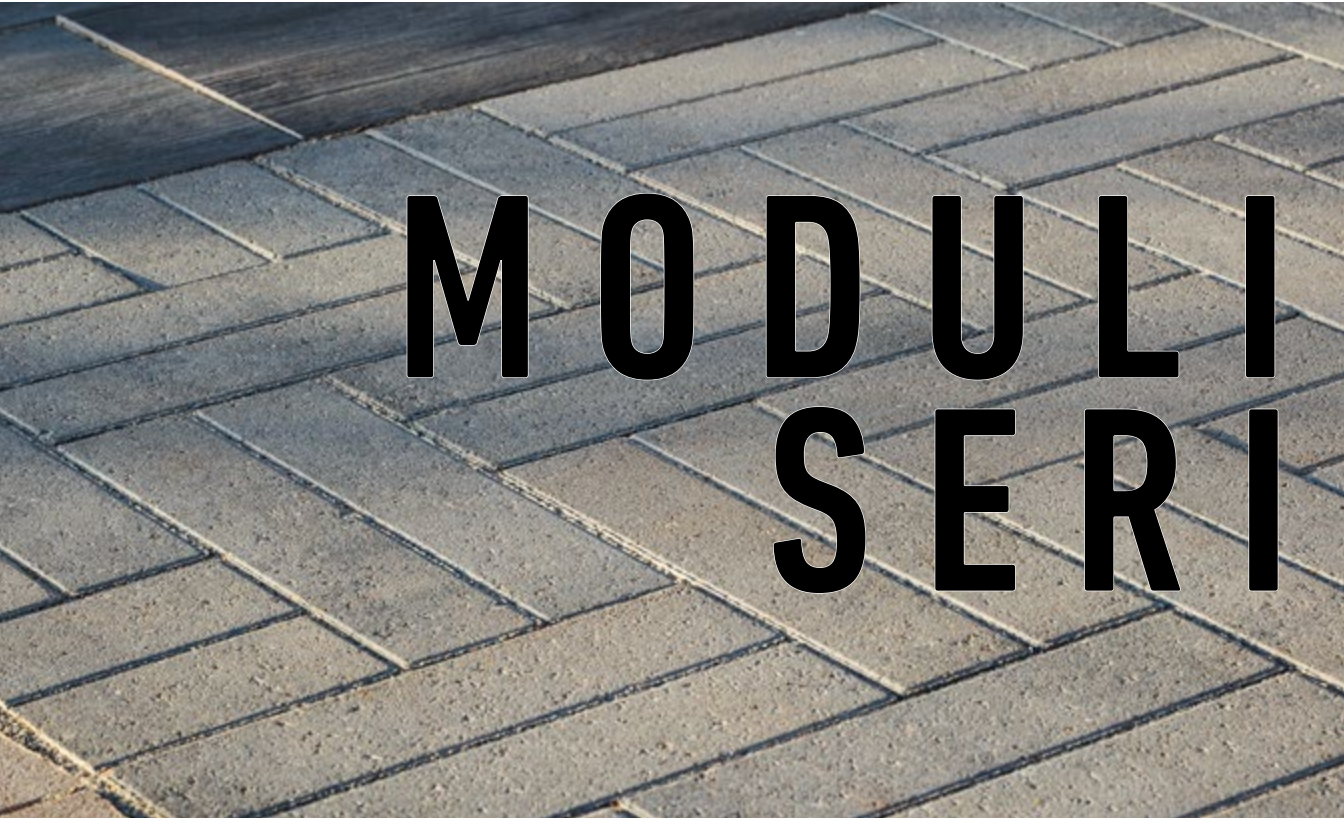
SMOOTH  
ACCENT  
LINEAR

**CURB**



4 x 24 x 6½






# MODULINE SERIES®



LINEN



GRAPHITE

**PM**  
SLEEK  
CONTEMPORARY  
PLANK

4 X 18 | 80MM



4 x 18 x 3 1/8

4 X 24 | 80MM



4 x 24 x 3 1/8













# PORCELAIN

## *COLLECTION*



### BEAUTY & STRENGTH IN A LOW PROFILE

#### **BENEFITS OF PORCELAIN**

- Incredibly high breakage loads, up to 2,000 pounds
- With a tight surface texture, these pavers clean quickly with normal household cleaners.
- Unaffected by alkalis, acids, chemical agents, salt and other deicing materials.
- High density and ultra-low absorption rate creates a tight paver surface, it fends off surface mold, moss, dirt and other types of stains.
- Structured top textures formed on the surface create non-slip surfaces.
- 100% frost-free and its properties remain unaffected by Freeze-Thaw

#### **PAVERS**

**96**  
Noon

**98**  
Turin

**99**  
Verona

NEW  
NEW  
NEW






# NOON


WOOD FINISH




CHARCOAL  
NN 05 ST - V4

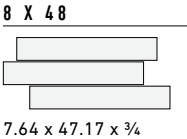


DAYLIGHT  
NN 01 ST - V4



EMBER  
NN 02 ST - V4

  
WARM  
RUSTIC  
CONTEMPORARY



Spacers are recommended for all  
porcelain paver installations.



**MIRAGE**  
Porcelain.Design.Sustainability











RAPIDS



STREAM



CANYONS



FROST



MODULAR  
TEXTURED  
OVERSIZED

*Spacers are recommended for all  
porcelain paver installations.*



NEW

**TURIN**  
*STONE FINISH*

24 X 24




23.54 x 23.54 x 3/4





# NEW VERONA *STONE FINISH*



BLUE STONE



PLATINUM



TAOS



YUKON



MODULAR  
TEXTURED  
OVERSIZED

24 X 24



23.54 x 23.54 x 3/4

Spacers are recommended for all  
porcelain paver installations.







LEGEND



PERMEABLE



# LEGACY

## *COLLECTION*



### PAVERS

- 102**  
Cambridge Cobble®
- 103**  
Holland Stone
- 104**  
Universal Circle

### WALLS

- 105**  
Diamond Pro® 9D
- 106**  
Diamond Pro®
- 107**  
Diamond Pro® PS
- 108**  
Diamond® 9D


### COPING & CAPS

- 109**  
Eastwood Coping






APPALACHIAN



COBBLE BLEND



GUIFORD



LOW COUNTRY



WESTERWOOD




AVONDALE



EDISTO



KIAWAH



SAVANNAH



CLASSIC  
PILLOW-TOP  
EUROPEAN



# CAMBRIDGE COBBLE®

3-PIECE | 60MM



3 x 6 x 2 3/8



6 x 6 x 2 3/8



6 x 9 x 2 3/8

6 X 6 ACCENT



6 x 6 x 2 3/8

6 X 9 ACCENT



6 x 9 x 2 3/8






# HOLLAND STONE



GUILFORD



SAVANNAH



LOW COUNTRY



SLATE



WESTERWOOD




CLASSIC  
ACCENT  
SMOOTH

HOLLAND STONE | 60MM



4 x 8 x 2 3/8





ARDENNES



FOSSIL



POTOMAC



REVERSIBLE  
ACCENT  
DISTRESSED

*Universal circle is textured on one side and  
smooth on the other*



CIRCLE KIT



Various x 2 3/8"






**NEW**  
**DIAMOND PRO<sup>®</sup>**  
*9D*



GRAY



PLANTATION



SHEFFIELD



TAN



RETAINING

FLEXIBLE  
LIGHT WEIGHT  
ROUGH-HEWN

**9D PRO**



8 x 18 x 9

**VINTAGE**



8 x 18 x 12

**CORNER**



8 x 18 x 8

**CAP**



4 x 18 x 12





TAN



SHEFFIELD



PLANTATION



GRAY



RETAINING

SPLIT-FACE  
LARGE-SCALE  
ROUGH-HEWN



# DIAMOND PRO<sup>®</sup>

DIAMOND  
PRO UNIT



8 x 18 x 12

DIAMOND PRO  
VINTAGE UNIT



8 x 18 x 12

CORNER



8 x 18 x 8

CAP



4 x 18 x 12






# DIAMOND PRO<sup>®</sup> PS



GRAY



PLANTATION



SHEFFIELD



TAN



RETAINING

SPLIT-FACE  
LARGE-SCALE  
PIN SYSTEM

DIAMOND  
PRO PS UNIT



8 x 18 x 12

DIAMOND PRO PS  
VINTAGE UNIT



8 x 18 x 12

FIBERGLASS  
PINS



0.5" x 5"  
2 pins per sqft

CORNER



8 x 18 x 8

CAP




4 x 18 x 12





SHEFFIELD



PLANTATION



OXFORD



RETAINING

DISTRESSED  
ROUGH-HEWN  
RUSTIC



# DIAMOND<sup>®</sup> 9D

WALL UNIT



6 x 17<sup>3</sup>/<sub>4</sub> x 9

CORNER



6 x 17<sup>3</sup>/<sub>4</sub> x 9

CAP



3 x 17<sup>3</sup>/<sub>4</sub> / 10<sup>3</sup>/<sub>8</sub> x 9





# EASTWOOD

*COPING*



CREAM



GRAY



HATTERAS



POTOMAC



BULLNOSED  
DISTINCTIVE  
ACCENT

**COPING**



6 x 12 x 2 3/8







# ENVIRONMENTAL

## *COLLECTION*



### BE WATER WISE & HOUSE PROUD.

#### **BENEFITS TO HOMEOWNERS**

- Eliminate standing water and improve drainage.
- More beautiful and durable than conventional paved surfaces.
- Can include a water-harvesting system to recycle stormwater for irrigation.
- Some municipalities offer grants or tax incentives.

#### **BENEFITS TO COMMUNITIES**

- Filter water back underground to recharge local groundwater supplies.
- Clean pollutants from stormwater to improve water quality of nearby lakes and rivers.
- Reduce demands on local storm drains.
- Reduce water used for irrigation.

#### **PAVERS**

**112**

Aqualine™ Series



**113**

Turfstone™







SAVANNAH



FOSSIL



HATTERAS



ARDENNES



MODULAR  
SMOOTH  
INTERLOCKING



# AQUALINE™ SERIES

3-PIECE | 80MM



4½ x 4½ x 3⅞



4½ x 9 x 3⅞



9 x 9 x 3⅞

4.5 X 9 | 80MM




4½ x 9 x 3⅞





# TURFSTONE™



NATURAL



STABILIZER  
TEXTURED  
OVERSIZED

TURFSTONE | 80MM



15<sup>3</sup>/<sub>4</sub> x 23<sup>5</sup>/<sub>8</sub> x 3<sup>1</sup>/<sub>8</sub>









# FOR THE CONTRACTOR

CLEANERS  
POLYMERIC SAND  
ADHESIVES

For more than 20 years,  
Belgard® has been the leader  
in the industry, providing  
contractors with the highest  
levels of quality in our products  
and supporting our contractor  
partners every step of the way.  
You do the work.

WE'LL PAVE  
THE WAY







# PAVER CARE

## PROTECT YOUR INVESTMENT

Belgard Products are designed to last for generations. Many homeowners choose to further protect and beautify their investment by applying a protective sealer. Adding a sealer can enhance the beauty of a project by highlighting the color and texture of the surface. It will also offer protection from stains like oil, grease or other accidental leaks.

*Techniseal® Protector for Concrete Pavers (Top-Bottom): Natural Look Matte Finish, Clear Look Semi-Gloss Finish, Color Boost Matte Finish, Wet Look Gloss Finish*



# THE ULTIMATE PROTECTION SYSTEM

Techniseal's 3-step treatment system guarantees the best results. Remove stains with a specially formulated Stain Remover, prepare the surface with Paver Prep, then apply a Protector that delivers the look you want.

## 1 PREP

### STAIN REMOVERS



## 2 CLEAN

### CLEANERS

- Dislodges efflorescence and ground-in dirt
- Prepares pavers prior to protector application
- Brightens paver color



## 3 PROTECT



### SAME FINISHES, HIGHER STANDARDS

Our versatile, new sealers have been formulated for easier product selection and application.



### NULOOK® TINTED PROTECTOR

- Colors pavers
- Translucent
- Water-based stain guard



# DRIBBOND™

## CHANGING THE WAY YOU OVERLAY



BEFORE

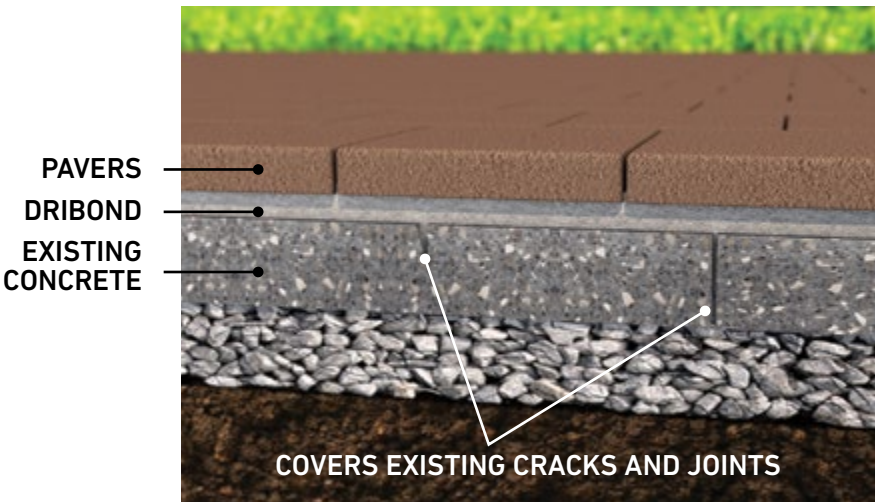


AFTER

### No More Concrete Removal!

With DriBond™, there is no need to remove the existing concrete substrate, which is a costly and time-consuming process. DriBond™ can be installed quickly and easily over most sound concrete surfaces.

- Ideal for thin paver overlays
- Dry application
- No mixing - ready to use
- Reduces installation time







# NO MESS. NO WASTE.

**8 minutes** SET TIME

**Easy to use**

Yields **600** feet per can

**1** = **20**

**STRUCTUREBOND™ IS AN INNOVATIVE SUPER-STRENGTH FOAM ADHESIVE THAT BONDS A WIDE RANGE OF CONSTRUCTION MATERIALS.**

Made from high-quality modified polyurethanes, StructureBond's adhesive strength is unmatched among all types of polyurethane adhesives. StructureBond's Gun allows for a precise adhesive delivery with a single pull of the trigger. No pumping, cutting or puncturing of cartridge nozzles.

VISIT [TECHNISEAL.COM](http://TECHNISEAL.COM) FOR MORE DETAILS.

**STRUCTUREBOND**  
FOAM ADHESIVE



# 1 PREP

## EZ BASE® PANEL BASE SYSTEM



- Saves up to 8 inches of excavation
- Each panel replaces up to 250 lbs of base aggregates
- Ideal for porcelain tile installation
- Durable — will not degrade in the ground

## PAVER EDGING PREVENTS MOVEMENT & DAMAGE TO PAVER INSTALLATION



- RIGID**  
8-FT SECTIONS
- Easy snap connection
  - Can easily be cut on-site
  - Heavy duty injection molded



- COIL**  
40-FT COIL
- Available in Standard or Low-Profile
  - Makes curving edges easier

# 2 SET



- STRUCTURE BOND™**  
FOAM ADHESIVE
- Application gun also required; sold separately



- DRIBOND™**  
DRY MUDSET
- Applied directly to existing concrete slab
  - Ideal for thin paver overlays installation



- BORDERBOND™**  
FORTIFIER FOR  
BORDER PAVERS
- Enhances the strength of DriBond

# 3 SAND



- HP NEXTGEL™**  
JOINTING SAND
- High-performance formula
  - For joints up to 4"
  - Haze and dust free
  - Super fast wetting
  - Rapid set
  - Prevents erosion and weeds



- NEW SMARTSAND**  
POLYMERIC SAND  
WITH NEXTGEL TECHNOLOGY
- High-performance formula
  - For joints up to 1"
  - Haze and dust free
  - Super fast wetting
  - Rapid set
  - Prevents erosion and weeds



# SELECTING A CONTRACTOR



A hardscape project is an important investment in your home and selecting the right contractor is a critical decision. Don't be afraid to ask a lot of questions. It's important that you get to know your contractor so that you can work together as a team to create your ideal outdoor living space.

## WHAT TO ASK

### Are you certified?

Inquire about specialized certifications and training from organizations like the Interlocking Concrete Paver Institute® (ICPI).

*All Belgard® Preferred Contractors are required to have at least one team member who is ICPI certified and must meet annual requirements to maintain the company's status.*

### Are you insured?

It's important to hire a contractor who can provide proof of insurance and is able to guarantee their work for a period of at least three years after the installation.

### Can I get a reference?

Ask for customer references and to see photos of past projects, both for design ideas and to get a sense of the contractor's level of creativity, expertise and work ethic. Ask for an address or two and check out the workmanship up close, with the homeowner's permission of course.

### What isn't covered in your estimate?

Determine upfront which aspects of the project the contractor can handle. Will their team manage landscaping, plumbing, irrigation and lighting or will you be expected to handle this separately?

### What's the schedule?

Be sure to get a complete understanding of payment terms, estimated start date and turn-around time.

## CHECKLIST FOR CONTRACTOR:

- |   |   |
|---|---|
| <input type="checkbox"/> Industry Certification (ICPI, NCMA, SRW)                 | <input type="checkbox"/> Work Schedule          |
| <input type="checkbox"/> Proof of Insurance                                       | <input type="checkbox"/> Price Estimate         |
| <input type="checkbox"/> Workmanship Guarantee (1-3 year minimum)                 | <input type="checkbox"/> Scope of Work/Contract |
| <input type="checkbox"/> Business License/Contractor's License (where applicable) | <input type="checkbox"/> Referrals              |



## INSTALL WITH A BELGARD PREFERRED CONTRACTOR

Our network of Belgard Preferred Contractors are ICPI\* trained to deliver superior craftsmanship. Find a contractor or dealer: [Belgard.com/find-contractor](https://belgard.com/find-contractor)



# DREAMS ON DEMAND

Step into your dream backyard before construction begins  
with Belgard Design Studio



Belgard is your resource for outdoor living inspiration, planning and installation. From charming walkways and welcoming patios to gourmet outdoor kitchens – the possibilities are endless. Let us help you visualize a new outdoor space using virtual reality.

**REVIEW SAMPLE CONTENT, THEN REQUEST A CUSTOM DESIGN FOR YOUR HOME!  
VISIT [BELGARD.COM/VR](http://BELGARD.COM/VR)**



# YOUR PROJECT STARTS HERE

Ready to take the next step?  
Belgard provides tools to easily  
kick off your next project



## BELGARD® WILL IMPROVE THE BEAUTY AND VALUE OF YOUR HOME.

But like any construction project, it's necessary to have as much information as possible before you begin the process. With that in mind, we created a project planning guide dedicated to helping you make the best decisions and understand what to expect before you get started with your project.

**GET YOUR PROJECT PLANNING GUIDE  
AT [BELGARD.COM/PLANNER](http://BELGARD.COM/PLANNER)**

## PROJECT CONSIDERATIONS

- ❑ The general project should be conducted in phases, which include: demolition, site preparation, base material installation, bedding sand installation, hardscape installation, polymeric sand installation, additional paver cleaning and sealing.
- ❑ The timeline for your hardscaping project depends on several factors including the **size and scale** of the project, **permits needed** (which vary by municipality), and the acceptance of any community organizations, such as homeowner associations or architectural review boards.
- ❑ All outdoor projects are subject to weather conditions so there could always be delays.
- ❑ Spring and summer are the busiest periods for contractors, so **start your planning during the winter months** or consider scheduling your project in slower periods.
- ❑ **Confirm all the work you'd like done is contracted and scheduled up front.** Adding additional features will delay the schedule and add to the total cost.
- ❑ Check with your contractor to ensure that all items being installed are readily available or match your timeframe.
- ❑ Be sure to **discuss with your neighbors** any construction phases that might be disruptive so that you can communicate that information to them as needed.
- ❑ If you have a large project and would like to phase out construction over time, be sure to **plan the entire design** before you get started so that you can plan for any electrical, plumbing, drainage or landscaping needs.
- ❑ Consider building your backyard before any projects in the front yard to avoid damaging your front yard.
- ❑ When your project is finished, **walk through it with your contractor** to ensure the quality of the install, and **ensure you have receipts for materials / labor** and have registered your warranty.
- ❑ Always take into consideration the next step of the project: What does the landscaping look like? Do you need to schedule the contractor to seal the pavers? Plan ahead to make sure you finalize your project and can enjoy it for years to come.



## TIMELINE

### Planning the project

#### PHASE 1: 4-6 weeks


- ❑ Consider how you will use the space and your budget
- ❑ Examine styles and colors that work with your house or landscape
- ❑ Get inspiration online
- ❑ Research approval requirements for your municipality or HOA
- ❑ Set a budget

### Installation

#### PHASE 3: 2-12 weeks

- ❑ Time of the installation will vary depending on the scope of the project
- ❑ Check with the contractor to ensure that the materials ordered have arrived and are accurate
- ❑ Connect with your contractor throughout project to ensure it is progressing as planned





# MAKE YOUR DREAMS A REALITY

with Belgard Preferred Payment



With the Belgard® Preferred Payment program, you can complete your outdoor project in just a few weeks, instead of phasing it out over several months or years.

Available only through **Belgard Contractors or Dealers**, Preferred Payment offers same-as-cash financing that allows you to start your project immediately.

There are often construction economies that can be achieved by doing the entire project at once, **which could save you both money and time.**

Plus, you get to start enjoying your dream outdoor living space much sooner!

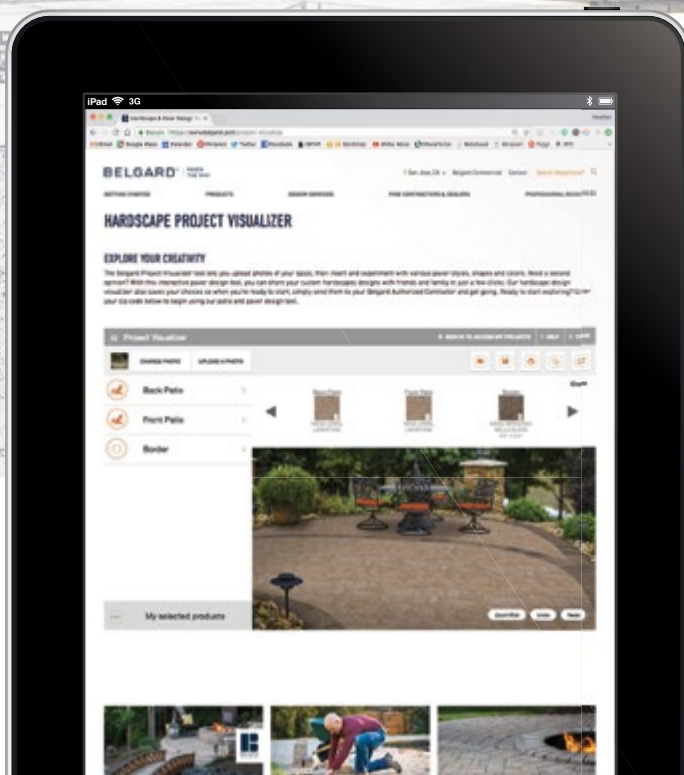
**TO LEARN MORE, VISIT [BELGARD.COM/BPP](http://BELGARD.COM/BPP)**

## **BENEFITS OF BELGARD FINANCING INCLUDE:**

- No payments or interest on approved credit
- Quick, easy and safe toll-free loan-by-phone application process
- No paperwork
- A credit decision in about 10 minutes
- No application fees, no closing costs and no prepayment penalties




# VISUALIZE YOUR PROJECT



Belgard's online Project Visualizer allows you to be your own hardscape designer. Choose from our image library or upload your own photo to experiment with paver styles and colors and explore an infinite number of design possibilities.

**READY TO "VISUALIZE" YOUR BACKYARD MAKEOVER?**  
**VISIT [BELGARD.COM/SEEIT](https://www.belgard.com/seeit)**

















# PRODUCT SPECIFICATIONS




HERITAGE COLLECTION |




PALLET INFORMATION/ESTIMATING CHART


UNIT		SQFT/ PALLET	SQFT/ LAYER	LAYER/ PALLET	UNITS/ PALLET	UNITS/ LAYER	LNFT/ PALLET (SOLDIER)	LNFT/ PALLET (SAILOR)	UNITS/ SQFT	WEIGHT/ LAYER	WEIGHT/ PALLET
DUBLIN COBBLE®											
3-PIECE											
	6 x 9 x 2⅜	58.46	5.85	-	160	16	80	120	2.75	-	-
	6 x 6 x 2⅜	38.7	3.87	-	160	16	80	80	4.09	-	-
	3 x 6 x 2⅜	18.94	1.89	-	160	16	40	80	8.38	-	-
TOTAL		116	11.6	10	480	48	160	240	-	313.2	3132
RECTANGLE											
	6 x 9 x 2⅜	112.5	11.25	10	300	30	150	225	2.66	297	2970
SQUARE											
	6 x 6 x 2⅜	120	12	10	480	48	240	240	4	312	3120



MEGA-BERGERAC®											
3-PIECE											
	9½ x 14¼ x 3⅝	50.22	5.58	-	54	6	42.75	65.25	1.08	-	-
	9½ x 9½ x 3⅝	33.48	3.72	-	54	6	42.75	42.75	1.61	-	-
	4¾ x 9½ x 3⅝	13.95	1.55	-	45	5	17.81	35.63	3.21	-	-
TOTAL		98	10.85	9	153	17	78.38	125.81	-	380	3420

MEGA-STONE											
	4¾ x 9½ x 3⅝	98	10.9	9	315	35	124.68	249.38	3.21	373	3357



UNIT		SQFT/ PALLET	SQFT/ LAYER	LAYER/ PALLET	UNITS/ PALLET	UNITS/ LAYER	LNFT/ PALLET (SOLDIER)	LNFT/ PALLET (SAILOR)	UNITS/ SQFT	WEIGHT/ LAYER	WEIGHT/ PALLET
OLD WORLD PAVER™											
3-PIECE											
	5 x 12 x 3 1/8	32.95	4.1184	-	72	9	30.24	77.25	2.19	-	-
	5 x 10 x 3 1/8	35.2224	4.4028	-	96	12	40.32	83	2.5	-	-
	5 x 7 x 3 1/8	24.28	3.0349	-	88	11	36.96	56.83	3.63	-	-
TOTAL		90	11.28	8	256	32	-	214.96	-	373.5	2988












OLD YORK™											
	3 15/16 x 7 7/8 x 2 3/8	120	12	10	540	54	180	360	4.65	321	3216

UNIT	Height	Width (Front)	Width (Back)	Depth	SQFT/ PALLET	SQFT/ LAYER	LAYER/ PALLET	UNITS/ PALLET	UNITS/ LAYER	LNFT/ PALLET (SOLDIER)	LNFT/ PALLET (SAILOR)	UNITS/ SQFT	WEIGHT/ LAYER	WEIGHT/ PALLET
CASTLEMANOR® RUSTIC & CASTLEMANOR® GRANA														
	6	16"	14"	10"	15.625	3.125	-	25	5	-	-	1.5	-	-
	6	12"	10"	10"	11.45	2.29	-	25	5	-	-	2	-	-
	6	6"	4"	10"	5.25	1.05	-	25	5	-	-	4	-	-
TOTAL					32.3	6.46	5	75	15	-	-	-	686.2	3431
CAP														
	3	10"	10"	12"	72	-	6	59.76	12	-	-	1.2	360	2160















HERITAGE COLLECTION |

PALLET INFORMATION/ESTIMATING CHART

UNIT	Height	Width (Front)	Width (Back)	Depth	SQFT/ PALLET	SQFT/ LAYER	LAYER/ PALLET	UNITS/ PALLET	UNITS/ LAYER	LNFT/ PALLET (SOLDIER)	LNFT/ PALLET (SAILOR)	UNITS/ SQFT	WEIGHT/ LAYER	WEIGHT/ PALLET
CELTIK® WALL														
90MM SRW														
	3 <sup>3</sup> / <sub>16</sub>	6 <sup>7</sup> / <sub>16</sub>	6 <sup>7</sup> / <sub>16</sub>	8 <sup>7</sup> / <sub>8</sub>	4.48	0.64	-	28	4	-	-	6.25	-	-
	3 <sup>3</sup> / <sub>16</sub>	10 <sup>7</sup> / <sub>16</sub>	10 <sup>7</sup> / <sub>16</sub>	8 <sup>7</sup> / <sub>8</sub>	7	1	-	28	4	-	-	4	-	-
	3 <sup>3</sup> / <sub>16</sub>	13 <sup>3</sup> / <sub>16</sub>	13 <sup>3</sup> / <sub>16</sub>	8 <sup>7</sup> / <sub>8</sub>	9.24	1.32	-	28	4	-	-	3.03	-	-
	3 <sup>3</sup> / <sub>16</sub>	17 <sup>1</sup> / <sub>8</sub>	17 <sup>1</sup> / <sub>8</sub>	8 <sup>7</sup> / <sub>8</sub>	11.76	1.68	-	28	4	-	-	2.38	-	-
TOTAL					33	4.714	7	112	16	-	-	-	459.571	3217
135MM SRW														
	5 <sup>5</sup> / <sub>16</sub>	6 <sup>7</sup> / <sub>16</sub>	6 <sup>7</sup> / <sub>16</sub>	8 <sup>7</sup> / <sub>8</sub>	5	1	-	20	4	-	-	4	-	-
	5 <sup>5</sup> / <sub>16</sub>	10 <sup>7</sup> / <sub>16</sub>	10 <sup>7</sup> / <sub>16</sub>	8 <sup>7</sup> / <sub>8</sub>	7.4	1.48	-	20	4	-	-	2.7	-	-
	5 <sup>5</sup> / <sub>16</sub>	13 <sup>3</sup> / <sub>16</sub>	13 <sup>3</sup> / <sub>16</sub>	8 <sup>7</sup> / <sub>8</sub>	10	2	-	20	4	-	-	2	-	-
	5 <sup>5</sup> / <sub>16</sub>	17 <sup>1</sup> / <sub>8</sub>	17 <sup>1</sup> / <sub>8</sub>	8 <sup>7</sup> / <sub>8</sub>	12.6	2.52	-	20	4	-	-	1.59	-	-
TOTAL					36	7.2	5	80	16	-	-	-	684	3420
SRW CAP														
	3 <sup>3</sup> / <sub>16</sub>	15 <sup>3</sup> / <sub>4</sub>	15 <sup>3</sup> / <sub>4</sub>	12	-	-	8	64	8	-	85.312	0.75 (LNFT)	428	3424
STEP RISER														
	7	16	16	15	-	-	8	32 (Pairs)	4 (Pairs)	-	-	-	444.12	3344
FSW CAP														
	3 <sup>3</sup> / <sub>16</sub>	13 <sup>3</sup> / <sub>8</sub>	11	16	-	-	8	64	8	-	65.664	0.975 (LNFT)	412	3296



UNIT	Height	Width (Front)	Width (Back)	Depth	SQFT/ PALLET	SQFT/ LAYER	LAYER/ PALLET	UNITS/ PALLET	UNITS/ LAYER	LNFT/ PALLET (SOLDIER)	LNFT/ PALLET (SAILOR)	UNITS/ SQFT	WEIGHT/ LAYER	WEIGHT/ PALLET
CELTIK® WALL CONT'D														
SMALL 90MM FSW														
	3 <sup>7</sup> / <sub>16</sub>	11"	9"	9"	11.856	1.482	-	48	6	-	-	4.05	-	-
	3 <sup>7</sup> / <sub>16</sub>	9"	7"	9"	9.504	1.188	-	48	6	-	-	5.05	-	-
	3 <sup>7</sup> / <sub>16</sub>	7"	5"	9"	7.104	0.888	-	48	6	-	-	6.76	-	-
	3 <sup>7</sup> / <sub>16</sub>	5"	3"	9"	4.752	0.594	-	48	6	-	-	10.1	-	-
TOTAL					34.5	4.39	8	192	24	-	-	-	534.75	4278
LARGE 90MM FSW														
	3 <sup>7</sup> / <sub>16</sub>	18"	16"	9"	18.945	2.105	-	45	5	-	-	2.375	-	-
	3 <sup>7</sup> / <sub>16</sub>	16"	14"	9"	16.695	1.855	-	45	5	-	-	2.695	-	-
TOTAL					36	4	9	90	10	-	-	-	466	4194
SMALL135MM FSW														
	5 <sup>5</sup> / <sub>16</sub>	11"	9"	9"	10.95	2.19	-	30	6	-	-	2.74	-	-
	5 <sup>5</sup> / <sub>16</sub>	9"	7"	9"	8.76	1.752	-	30	6	-	-	3.425	-	-
	5 <sup>5</sup> / <sub>16</sub>	7"	5"	9"	6.57	1.314	-	30	6	-	-	4.566	-	-
	5 <sup>5</sup> / <sub>16</sub>	5"	3"	9"	4.38	0.876	-	30	6	-	-	6.849	-	-
TOTAL					32	6.4	5	120	25	-	-	-	704	3520
LARGE 135MM FSW														
	5 <sup>5</sup> / <sub>16</sub>	18"	16"	9"	18.6	3.1	-	30	5	-	-	1.613	-	-
	5 <sup>5</sup> / <sub>16</sub>	16"	14"	9"	16.47	2.745	-	30	5	-	-	1.821	-	-
TOTAL					36	6	6	60	10	-	-	-	729.5	4377



## HERITAGE COLLECTION | PALLET INFORMATION/ESTIMATING CHART

[illegible]



HERITAGE COLLECTION |







PALLET INFORMATION/ESTIMATING CHART




UNIT	BODY / ACCENT COLOR	ITEM CODE	UNIT WEIGHT
BRIGHTON SERIES			
Fireplace	Gascony / Ashbury	70580007	5825
Wood Boxes	Gascony / Ashbury	70300046	3200
Fireplace	Cotswold / Brookstone	70580378	5825
Wood Boxes	Cotswold / Brookstone	70580291	3200



NATURAL COLLECTION |

PALLET INFORMATION/ESTIMATING CHART


UNIT		SQFT/ PALLET	SQFT/ LAYER	LAYER/ PALLET	UNITS/ PALLET	UNITS/ LAYER	LNFT/ PALLET (SOLDIER)	LNFT/ PALLET (SAILOR)	UNITS/ SQFT	WEIGHT/ LAYER	WEIGHT/ PALLET
AGILINA™ PLANK											
3-PIECE   5"											
	5 x 11 <sup>13</sup> / <sub>16</sub> x 3 <sup>1</sup> / <sub>8</sub>	22.288	2.786	-	56	7	-	-	2.512	-	-
	5 x 15 <sup>3</sup> / <sub>4</sub> x 3 <sup>1</sup> / <sub>8</sub>	29.736	3.717	-	56	7	-	-	1.884	-	-
	5 x 19 <sup>11</sup> / <sub>16</sub> x 3 <sup>1</sup> / <sub>8</sub>	37.352	4.669	-	56	7	-	-	1.499	-	-
TOTAL		91.62	11.4525	8	168	21	-	-	-	412.5	3300
3-PIECE   7½"											
	7½ x 11 <sup>13</sup> / <sub>16</sub> x 3 <sup>1</sup> / <sub>8</sub>	19.232	2.404	-	32	4	-	-	1.633	-	-
	7½ x 15 <sup>3</sup> / <sub>4</sub> x 3 <sup>1</sup> / <sub>8</sub>	25.632	3.204	-	32	4	-	-	1.247	-	-
	7½ x 19 <sup>11</sup> / <sub>16</sub> x 3 <sup>1</sup> / <sub>8</sub>	32.224	4.028	-	32	4	-	-	0.992	-	-
TOTAL		78.53	9.81625	8	96	12	-	-	-	356.25	2850


LAFITT® PAVER											
3-PIECE											
	7 x 10½ x 2¾	52	5.2	-	100	10	58.33	87.5	1.92	-	-
	7 x 7 x 2¾	38.5	3.85	-	110	11	64.16	64.16	2.89	-	-
	3½ x 7 x 2¾	18.7	1.87	-	110	11	36.66	64.16	5.75	-	-
TOTAL		113	11.3	10	320	32	122.5	188.32	-	313.3	3133









NATURAL COLLECTION |

PALLET INFORMATION/ESTIMATING CHART

UNIT		SQFT/ PALLET	SQFT/ LAYER	LAYER/ PALLET	UNITS/ PALLET	UNITS/ LAYER	LNFT/ PALLET (SOLDIER)	LNFT/ PALLET (SAILOR)	UNITS/ SQFT	WEIGHT/ LAYER	WEIGHT/ PALLET
LAFITT® RUSTIC SLAB											
3-PIECE   5"											
	14 <sup>7</sup> / <sub>8</sub> x 22 <sup>5</sup> / <sub>16</sub> x 2	56.16	4.68	-	24	2	30	45	0.43	-	-
	14 <sup>7</sup> / <sub>8</sub> x 14 <sup>7</sup> / <sub>8</sub> x 2	56.16	4.68	-	36	3	45	45	0.64	-	-
	7 <sup>3</sup> / <sub>8</sub> x 14 <sup>7</sup> / <sub>8</sub> x 2	28.08	2.34	-	36	3	22.5	45	1.28	-	-
TOTAL		140	11.67	12	96	8	75	112.5	-	233.33	2800

MEGA-ARBEL® PATIO SLAB											
	15 <sup>3</sup> / <sub>8</sub> x 21 x 2 <sup>3</sup> / <sub>8</sub>	104.4	8.7	12	72	6	-	-	0.7	243.75	2925












MEGA-LAFITT™											
3-PIECE											
	10 <sup>1</sup> / <sub>2</sub> x 15 <sup>3</sup> / <sub>4</sub> x 3 <sup>1</sup> / <sub>8</sub>	50.85		-	45	5	38.91	58.59	0.884	-	-
	10 <sup>1</sup> / <sub>2</sub> x 10 <sup>1</sup> / <sub>2</sub> x 3 <sup>1</sup> / <sub>8</sub>	27		-	36	4	31.13	31.13	1.33	-	-
	5 <sup>1</sup> / <sub>4</sub> x 10 <sup>1</sup> / <sub>2</sub> x 3 <sup>1</sup> / <sub>8</sub>	13.32		-	36	4	15.375	31.13	2.7	-	-
TOTAL		93	10.3	9	117	13	70.04	105.1	-	355.56	3200

URBANA® STONE											
3-PIECE											
	7 <sup>7</sup> / <sub>8</sub> x 11 <sup>13</sup> / <sub>16</sub> x 2 <sup>3</sup> / <sub>8</sub>	58.12	5.81	-	90	9	60	90	1.55	-	-
	7 <sup>7</sup> / <sub>8</sub> x 7 <sup>7</sup> / <sub>8</sub> x 2 <sup>3</sup> / <sub>8</sub>	38.75	3.88	-	90	9	60	60	2.32	-	-
	3 <sup>15</sup> / <sub>16</sub> x 7 <sup>7</sup> / <sub>8</sub> x 2 <sup>3</sup> / <sub>8</sub>	19.38	1.94	-	90	9	30	60	4.65	-	-
TOTAL		116	11.6	10	270	27	120	180	-	319	3190



NATURAL COLLECTION |




PALLET INFORMATION/ESTIMATING CHART




UNIT	Height	Width (Front)	Width (Back)	Depth	SQFT/ PALLET	SQFT/ LAYER	LAYER/ PALLET	UNITS/ PALLET	UNITS/ LAYER	LNFT/ PALLET (SOLDIER)	LNFT/ PALLET (SAILOR)	UNITS/ SQFT	WEIGHT/ LAYER	WEIGHT/ PALLET
BELAIR WALL® 2.0														
SEGMENTAL RETAINING WALL														
	6	16	16	8	20.1	4.02	-	30	6	-	-	1.5	-	-
	6	10	10	8	6.3	1.26	-	15	3	-	-	2.4	-	-
	6	6	6	8	3.75	0.75	-	15	3	-	-	4	-	-
TOTAL					30	6	-	60	12	-	-		481	2405
FREESTANDING WALL														
	6	16	16	12	40.2	20.1	-	4.02	60	-	-	1.5	-	-
	6	10	10	12	12.6	6.3	-	1.26	30	-	-	2.4	-	-
	6	6	6	12	7.5	3.75	-	0.75	30	-	-	4	-	-
TOTAL					60	30	5	6	120	-	-	-	280	3080
CAP														
	3	8	7		-	-	8	144	-	-	90	1.59 (LNFT)	418.5	3348
END CAP														
	3	8	8		-	-	2	36	18	-	-	-	401	802
WALL END														
	6	8	8		-	-	3	42	18	-	-	-	505.33	1516
COLUMN/CORNER														
	6	16	16		-	-	2	28	10	-	-	-	875	1750
U START BASE BLOCK														
	12	16½	16½	3½	-	11 (LNFT)	7	56	8		77		730	2870




NATURAL COLLECTION |

PALLET INFORMATION/ESTIMATING CHART

UNIT		SQFT/ PALLET	SQFT/ LAYER	LAYER/ PALLET	UNITS/ PALLET	UNITS/ LAYER	LNFT/ PALLET (SOLDIER)	LNFT/ PALLET (SAILOR)	UNITS/ SQFT	WEIGHT/ LAYER	WEIGHT/ PALLET
ASHLAR TANDEM™											
SIZES COME MIXED ON A PALLET											
	7 x 13 <sup>3</sup> / <sub>16</sub> x 2 <sup>5</sup> / <sub>8</sub>	-	-	-	-	-	-	-	-	-	-
	7 x 15 <sup>13</sup> / <sub>16</sub> x 2 <sup>5</sup> / <sub>8</sub>	-	-	-	-	-	-	-	-	-	-
	7 x 18 <sup>7</sup> / <sub>16</sub> x 2 <sup>5</sup> / <sub>8</sub>	-	-	-	-	-	-	-	-	-	-
TOTAL		45	9	5	45	9	-	-	-	461.2	2306

LAMINA TANDEM™											
SIZES COME MIXED ON A PALLET											
	7 x 15 <sup>3</sup> / <sub>16</sub> x 2 <sup>5</sup> / <sub>8</sub>	-	-	-	-	-	-	-	-	-	-
	7 x 18 <sup>7</sup> / <sub>16</sub> x 2 <sup>5</sup> / <sub>8</sub>	-	-	-	-	-	-	-	-	-	-
	7 x 21 <sup>1</sup> / <sub>16</sub> x 2 <sup>5</sup> / <sub>8</sub>	-	-	-	-	-	-	-	-	-	-
TOTAL		45	9	5	50	10	-	-	-	280	1170

TANDEM COLUMN CAP											
	3 <sup>3</sup> / <sub>4</sub> x 24 x 15	-	-	-	16	2	-	-	-	290	2320

TANDEM COLUMN KIT


1 Column Cage Frame  
1 Bag of Connectors  
Veneer

TANDEM  
COLUMN UNIT\*



Ashlar or Lamina Tandem

COLUMN GRID  
HEIGHT 42"



CONNECTOR



TANDEM WALL  
COLUMN CAP



24 x 24 x 3<sup>3</sup>/<sub>4</sub>  
(Sold Separately)

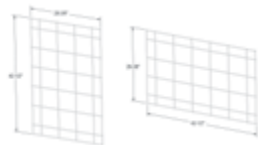
TANDEM MODULAR GRID

1 Grid Piece  
25 Veneer  
10 Loop Clamps & Screws

ASHLAR OR LAMINA  
TANDEM UNITS



MODULAR GRID



42 x 28<sup>3</sup>/<sub>8</sub>  
Vertical or Horizontal Application


CONNECTOR











NATURAL COLLECTION |

PALLET INFORMATION/ESTIMATING CHART

UNIT		LNFT/ PALLET	LNFT/ LAYER	LAYER/ PALLET	UNITS/ PALLET	UNITS/ LAYER	LNFT/ PALLET (SOLDIER)	LNFT/ PALLET (SAILOR)	UNITS/ SQFT	WEIGHT/ LAYER	WEIGHT/ PALLET
COVENTINA™											
	14 x 23½ x 2⅝	-	-	11	44	4	-	86.16	0.510 (LNFT)	260	2860

ESPLANADE CAP											
	25 x 25 x 2⅝	-	-	-	8	1	-	-	-	122	976

ANGLIA EDGER											
	5¼ x 18 x 8	7.5	2.5	-	12	4	-	-	1.6	-	-
	5¼ x 15⅝ x 8	9.996	3.332	-	12	4	-	-	1.2	-	-
	5¼ x 10½ x 8	15.504	5.168	-	12	4	-	-	0.774	-	-
	5¼ x 8⅞ x 8	34.992	11.664	-	24	8	-	-	0.686	-	-
TOTAL		69.75	22.667	3	60	-	-	-	-	838.333	2515

LANDINGS STEP   UNIT WEIGHT: 401											
	6 x 48 x 18	-	-	-	2	-	-	-	-	-	854



NATURAL COLLECTION |




PALLET INFORMATION/ESTIMATING CHART




	BODY / ACCENT COLOR	ITEM CODE	UNIT WEIGHT
BORDEAUX SERIES			
Fireplace	Sienna / Buff   Sienna / Midnight	70300791   13070014	4200
Wood Boxes	Sienna / Buff   Sienna / Midnight	13140001   13140020	3070
Brick Oven	Sienna / Buff   Sienna / Midnight	13000012   13000014	6215
Egg Island (NEW)	Sienna / Buff   Sienna / Midnight	13110259   13110258	3150
Grill Island (NP)	Sienna / Buff   Sienna / Midnight	70583280   13110014	3055
Grill Island (LP)	Sienna / Buff   Sienna / Midnight	13110010   13110015	3055
BEAUFORT SERIES			
Fireplace	Shelby / Midnight	13070010	4200
Wood Boxes	Shelby / Midnight	13140001	3070
Brick Oven	Shelby / Midnight	13000817	6215
Egg Island (NEW)	Shelby / Midnight	13110257	3150
Grill Island (NP)	Shelby / Midnight	13110518	3055
Grill Island (LP)	Shelby / Midnight	13110818	3055
BRISTOL SERIES			
Fireplace	Gascony / Ashbury	70580261	7245
Wood Boxes	Gascony / Ashbury	70580334	3950
Hearth	Gascony / Ashbury	70580262	1180
Brick Oven	Gascony / Ashbury	70583280	6925
Grill Island (NG)	Gascony / Ashbury	13110008	4125
Grill Island (LP)	Gascony / Ashbury	11130250	4125
Fireplace	Cotswold / Brookstone	70580312	7245
Wood Boxes	Cotswold / Brookstone	70580534	3950
Hearth	Cotswold / Brookstone	70580309	1180
Brick Oven	Cotswold / Brookstone	70580205	6925
Grill Island (NG)	Cotswold / Brookstone	13110009	4125
Grill Island (LP)	Cotswold / Brookstone	13110256	4125









METROPOLITAN COLLECTION |


PALLET INFORMATION/ESTIMATING CHART



UNIT		SQFT/ PALLET	SQFT/ LAYER	LAYER/ PALLET	UNITS/ PALLET	UNITS/ LAYER	LNFT/ PALLET (SOLDIER)	LNFT/ PALLET (SAILOR)	UNITS/ SQFT	WEIGHT/ LAYER	WEIGHT/ PALLET
CATALINA GRANA®											
	12 x 12 x 2¾	30	3	-	60	6	-	-	2	-	-
	9 x 12 x 2¾	30	3	-	40	4	-	-	1.33	-	-
	6 x 12 x 2¾	60	6	-	60	6	-	-	1.000	-	-
TOTAL		120	12	10	160	16	-	-	-	320	3200

LAFITT® GRANA											
	14⅞ x 22⅝½ x 2	4.68	-	24	2	30	45	0.43	-	-	-
	14⅞ x 14⅞ x 2	4.68	-	36	3	45	45	0.64	-	-	-
	7⅞ x 14⅞ x 2	2.34	-	36	3	22.5	45	1.28	-	-	-
TOTAL		140	11.67	12	96	8	75	112.5	-	262.5	3150

MELVILLE™ PLANK											
3-PIECE   5"											
	5 x 11⅓⅙ x 3⅛	22.288	2.786	-	56	7	-	-	2.512	-	-
	5 x 15¾ x 3⅛	29.736	3.717	-	56	7	-	-	1.884	-	-
	5 x 19⅓⅙ x 3⅛	37.352	4.669	-	56	7	-	-	1.499	-	-
TOTAL		91.62	11.4525	8	168	21	-	-	-	412.5	3300
3-PIECE   7½"											
	7½ x 11⅓⅙ x 3⅛	19.232	2.404	-	32	4	-	-	1.633	-	-
	7½ x 15¾ x 3⅛	25.632	3.204	-	32	4	-	-	1.247	-	-
	7½ x 19⅓⅙ x 3⅛	32.224	4.028	-	32	4	-	-	0.992	-	-
TOTAL		78.53	9.81625	8	96	12	-	-	-	356.25	2850





UNIT		SQFT/ PALLET	SQFT/ LAYER	LAYER/ PALLET	UNITS/ PALLET	UNITS/ LAYER	LNFT/ PALLET (SOLDIER)	LNFT/ PALLET (SAILOR)	UNITS/ SQFT	WEIGHT/ LAYER	WEIGHT/ PALLET
MELVILLE™ CURB											
	4 x 24 x 6½	-	-	4	48	12	-	96	0.5 (LNFT)	650	2600


MODULINE SERIES®											
	4 x 18 x 3⅛	72	9	8	144	18	48	216	2	324	2592
	4 x 24 x 3⅛	96	12	8	144	18	48	288	1.5	432	3456

PORCELAIN COLLECTION |

PALLET INFORMATION/ESTIMATING CHART

UNIT		SQFT/ PALLET	SQFT / BOX	PIECES/ BOX	BOXES /PALLET	WEIGHT/ PALLET
NOON PORCELAIN PAVER BY MIRAGE						
	8 x 48 x ¾	151.8	5.06	2	30	1380





TURIN						
	24 x 24 x ¾	232.5	7.75	2	30	2280


VERONA						
	24 x 24 x ¾	232.5	7.75	2	30	2280



ENVIRONMENTAL COLLECTION |

PALLET INFORMATION/ESTIMATING CHART


UNIT		SQFT/ PALLET	SQFT/ LAYER	LAYER/ PALLET	UNITS/ PALLET	UNITS/ LAYER	LNFT/ PALLET (SOLDIER)	LNFT/ PALLET (SAILOR)	UNITS/ SQFT	WEIGHT/ LAYER	WEIGHT/ PALLET
AQUALINE® 3-PIECE ASHLAR											
	4½ x 4½ x 3⅞	20.30	2.538	-	144	18	54	54	7.11	-	-
	4½ x 9 x 3⅞	47.21	5.901	-	168	21	63	126	3.56	-	-
	9 x 9 x 3⅞	22.48	2.81	-	40	5	30	30	1.77	-	-
TOTAL		90	11.25	8	352	44	-	-	-	393.75	3150
	4½ x 9 x 3⅞	90	11.25	8	320	40	120	240	3.55	388.125	3105






TURFSTONE™											
	15¾ x 23⅞ x 3⅞	128	12.8	10	50	5	-	-	0.39	300	3000






LEGACY COLLECTION |


PALLET INFORMATION/ESTIMATING CHART

UNIT		SQFT/ PALLET	SQFT/ LAYER	LAYER/ PALLET	UNITS/ PALLET	UNITS/ LAYER	LNFT/ PALLET (SOLDIER)	LNFT/ PALLET (SAILOR)	UNITS/ SQFT	WEIGHT/ LAYER	WEIGHT/ PALLET
BELGIAN COBBLE											
	Variable x 2⅜	93.63	11.703	8	704	88	-	-	-	327.62	2621

CAMBRIDGE COBBLE®											
	6 x 9 x 2⅜	58.46	5.85	-	160	16	80	120	2.75	-	-
	6 x 6 x 2⅜	38.7	3.87	-	160	16	80	80	4.09	-	-
	3 x 6 x 2⅜	18.94	1.89	-	160	16	40	80	8.38	-	-
	TOTAL	116	11.6	10	480	48	160	240	-	301.6	3016
	6 x 9 x 2⅜	112.5	11.25	10	300	30	150	225	2.66	297	2970
	6 x 6 x 2⅜	120	12	10	480	48	240	240	4	312	3120

HOLLAND STONE											
	4 x 8 x 2⅜	120	12	10	540	54	180	360	4.65	312	3120










UNIVERSAL CIRCLE   <i>Kit constructs 2 circles with a diameter of 7'10" or 1 circle with a diameter of 11'7"</i>											
	Various x 2⅜	107	9.73	11	616	56	-	-	-	278.182	3060
											

EASTWOOD COPING											
	6 x 12 x 2⅜	-	-	4	-	42	-	84	-	630	2520



LEGACY COLLECTION |

PALLET INFORMATION/ESTIMATING CHART

UNIT		SQFT/ PALLET	SQFT/ LAYER	LAYER/ PALLET	UNITS/ PALLET	UNITS/ LAYER	LNFT/ PALLET (SOLDIER)	LNFT/ PALLET (SAILOR)	UNITS/ SQFT	WEIGHT/ LAYER	WEIGHT/ PALLET
DIAMOND PRO®											
UNIT											
	8 x 18 x 12	45	9	5	45	9	-	-	-	693	3465
VINTAGE											
	8 x 18 x 12	45	9	5	45	9	-	-	-	693	3465
DIAMOND PRO® 9D											
UNIT											
	8 x 18 x 9	48	12	4	48	12	-	-	-	240	2880
DIAMOND PRO® PS											
UNIT											
	8 x 18 x 12	45	9	5	45	9	-	-	1	666	3330
DIAMOND PRO® ACCESSORIES											
CORNER											
	8 x 18 x 8	-	-	-	-	-	-	-	-	-	-
CAP											
	4 x 18 x 12	-	-	-	-	-	-	-	-	-	-
DIAMOND® 9D											
UNIT											
	6 x 17¼ x 9	44.5	8.9	5	60	12	-	-	-	660	3300
CORNER											
	6 x 17¼ x 9	-	-	-	50	10	-	-	-	525	4000
CAP											
	3 x 17¼ / 10⅜ x 9	-	-	10	80	8	-	92.08	-	280	2800



## PEACE OF MIND, GUARANTEED

### LIFETIME TRANSFERABLE LIMITED WARRANTY

Oldcastle® APG, Inc. ("Belgard") is proud to inform you that all of our interlocking concrete paver and retaining walls ("Products") meet and/or exceed the requirements of ASTM C-936 and ASTM C-1372. Belgard® guarantees its Products against these standards for the lifetime of the Product defined by ICPI. This guarantee does not apply to splitting, chipping or other breakage that could be caused by impact, abrasion or overloading. This warranty is transferable. The original proof of purchase is required.

This warranty is only valid if the material is installed under the guidelines of the ICPI ([www.ICPI.org](http://www.ICPI.org)), The NCMA ([www.ncma.org](http://www.ncma.org)) or the Belgard Installation Guideline Manual. Improper installation voids this warranty. This warranty is for residential applications only and does not apply to commercial applications. It is recommended that the job be installed by a Belgard Preferred Contractor who provides a guaranty of their workmanship for a minimum of 3 years from the date of install. For warranty service, contact Belgard at 1-877-BELGARD. A service representative will investigate your claim within 10 business days. If the Belgard product fails to meet the specifications, Belgard will replace the defective product at no charge. Color matching cannot be guaranteed. Belgard will not be responsible for any replacement labor, consequential damages or incidental damages. This warranty gives you specific legal rights, and you may also have other rights which vary from state to state. Some states do not allow for the exclusion or limitation of incidental or consequential damages, so the above limitation or exclusion may not apply to you. All other warranties, express or implied are waived.

For specific information regarding warranty coverage and exclusions in regards to the Elements and Porcelain Paver products, please visit: [Belgard.com/Warranty](http://Belgard.com/Warranty)

## STAY CONNECTED



OutdoorLivingbyBelgard



BelgardHardscapes



Belgard



BelgardOutdoorLiving



Belgard



[Belgard.com/Blog](http://Belgard.com/Blog)



### ADAMS EAST/CENTRAL LOCATIONS

#### GREENSBORO

108 Buchanan Church Rd  
Greensboro, NC 27405  
800-446-7421

#### COWPENS

165 Allison Rd  
Cowpens, SC 29330  
877-660-6460

#### HOLLY HILL

560 Park Circle  
Holly Hill, SC 29059  
803-496-3637

#### HARDSCAPES SALES & RESOURCE CENTER

625 Griffith Rd, Suite 115  
Charlotte, NC 28217  
800-545-5080



PICTURED ON THE COVER:  
URBANA® STONE, NOON PORCELAIN PAVER BY MIRAGE®,  
MEGA-ARBEL® PATIO SLAB & CASTLEMANOR® GRANA

**BELGARD®** | PAVES  
THE WAY™